

# Features

- Low cost 2W converter
- Industry standard SIP7 package
- 3kVDC or 4kVDC isolation options
- Single or dual outputs
- Short circuit protected (/P versions)
- EN62368-1 pending

# Unregulated Converters

## RKZE

**2 Watt  
SIP7  
Single and Dual  
Output**



### Description


The RKZE series are low cost 2W DC/DC converters in a standard SIP7 footprint. This makes them suitable for price sensitive industrial, test and measurement and high volume applications. The RKZE converters are pin-compatible with the RK and RH converter series, offering a simple way to upgrade a 1W high isolation supply to 2W. Standard isolation is 3kVDC with a /H version factory tested to 4kVDC. The RKZE is available with single or dual outputs with optional continuous short circuit protection (/P suffix).

### Selection Guide

Part Number	nom. Input Voltage [VDC]	Output Voltage [VDC]	Output Current [mA]	Efficiency typ. <sup>(1)</sup> [%]	max. Capacitive Load <sup>(2)</sup> [µF]
RKZE-xx05S <sup>(3,4)</sup>	5, 12, 15, 24	5	400	81-83	1500
RKZE-xx09S <sup>(3,4)</sup>	5, 12, 15, 24	9	222	84-85	680
RKZE-xx12S <sup>(3,4)</sup>	5, 12, 15, 24	12	167	82-88	330
RKZE-xx15S <sup>(3,4)</sup>	5, 12, 15, 24	15	133	84-86	330
RKZE-xx05D <sup>(3,4)</sup>	5, 12, 15, 24	±5	±200	83-85	±680
RKZE-xx12D <sup>(3,4)</sup>	5, 12, 15, 24	±12	±84	84-85	±220
RKZE-xx15D <sup>(3,4)</sup>	5, 12, 15, 24	±15	±66	83-86	±220

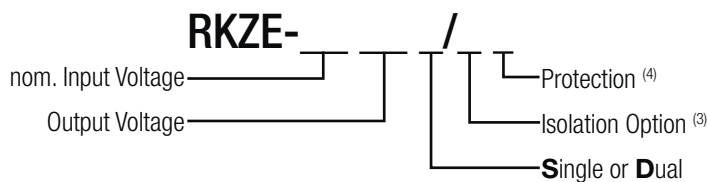
#### Notes:

- Note1: Efficiency is tested at nominal input and full load at +25°C ambient  
 Note2: Max Cap Load is tested at nominal input and full resistive load



EN62368-1 pending  
 EN55032 pending  
 EN55024 pending

### Model Numbering



#### Notes:

- Note3: standard part is without suffixes  
 without suffix, standard isolation voltage (3kVDC/1 second)  
 add suffix „/H“ for 4kVDC isolation  
 Note4: add suffix „/P“ for Continuous Short Circuit Protection  
 or add suffix „/HP“ for 4kVDC Isolation and Continuous Short Circuit Protection

#### Ordering Examples

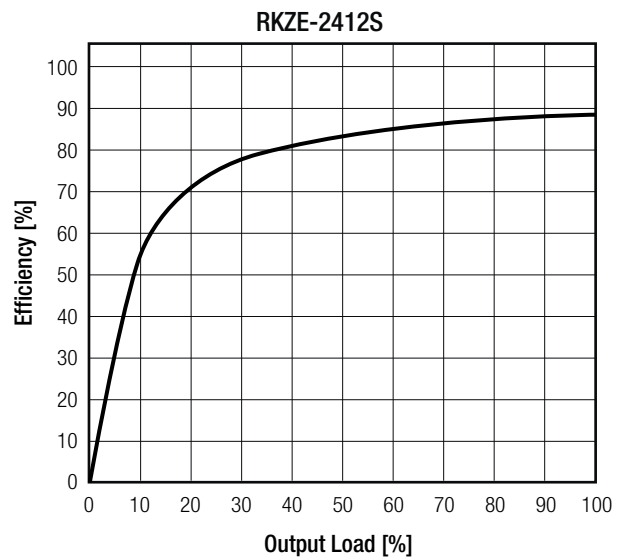
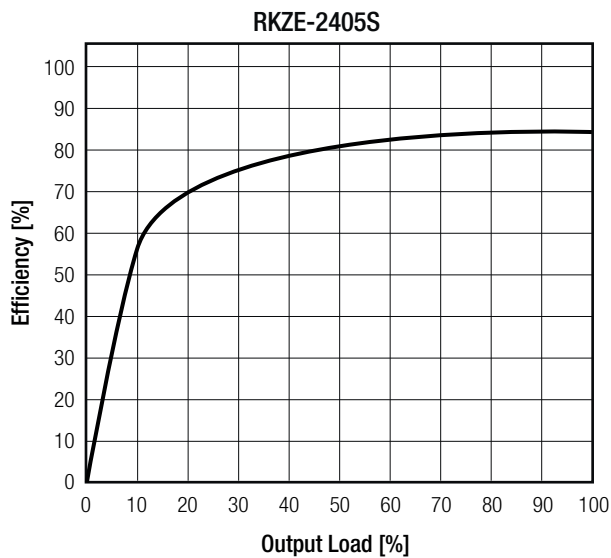
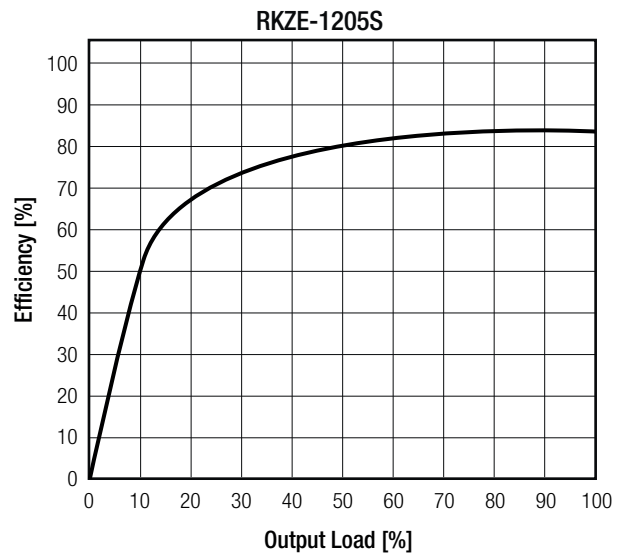
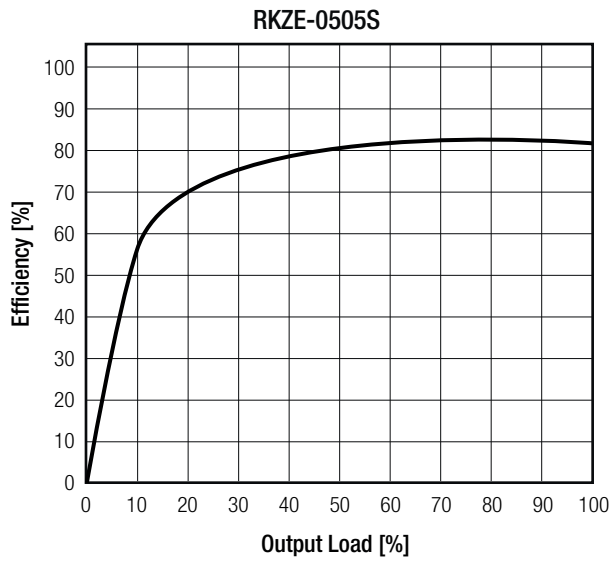
- RKZE-1205S = 12V Input Voltage, 5V Output Voltage, Single Output with 3kVDC Isolation  
 RKZE-1509S/H = 15V Input Voltage, 9V Output Voltage, Single Output with 4kVDC Isolation  
 RKZE-0505D/P = 5V Input Voltage, 5V Output Voltage, Dual Output with 3kVDC Isolation and Continuous Short Circuit Protection  
 RKZE-2415D/HP = 24V Input Voltage, 15V Output Voltage, Dual Output with 4kVDC Isolation and Continuous Short Circuit Protection

**Specifications** (measured @ Ta= 25°C, nom. Vin, full load and after warm-up unless otherwise stated)

**BASIC CHARACTERISTICS**

Parameter	Condition		Min.	Typ.	Max.
Internal Input Filter			capacitor type		
Input Voltage Range				±10%	
Input Current	nom. Vin=	5VDC 12VDC		500mA 200mA	
		15VDC 24VDC		160mA 100mA	
Quiescent Current	nom. Vin=	5VDC 12VDC		30mA 15mA	
		15VDC 24VDC		12mA 7mA	
Minimum Load			0%		
Start-up Time				10ms	
Rise Time				2ms	
Internal Operating Frequency			20kHz		
Output Ripple and Noise	20MHz BW			75mVp-p	150mVp-p

**Efficiency vs. Load**

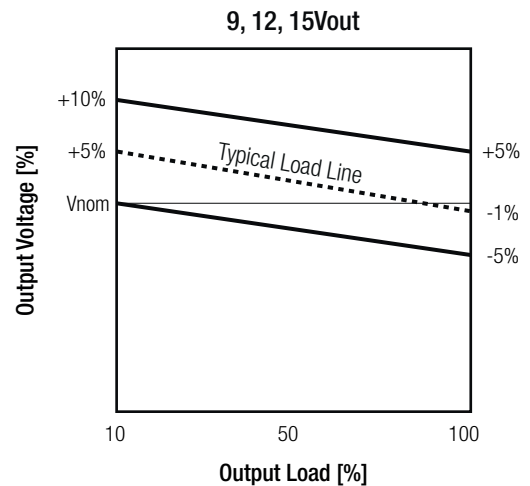
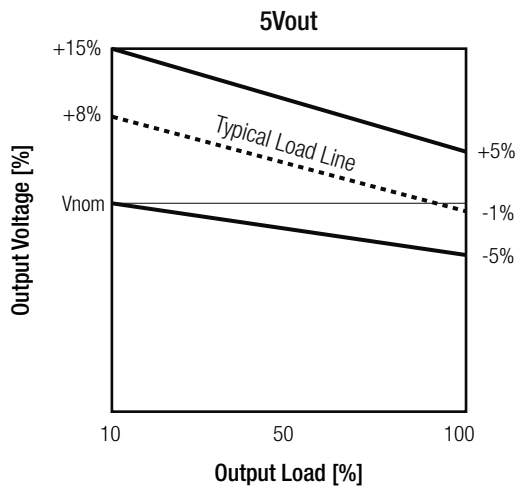


**Specifications** (measured @ Ta= 25°C, nom. Vin, full load and after warm-up unless otherwise stated)

**REGULATIONS**

Parameter	Condition		Value
Output Accuracy			±5.0% max.
Line Regulation	low line to high line		±1.2% typ. / 1.0% max.
Load Regulation	10% to 100% load	5Vout 9, 12, 15Vout	15% max. 10% max.
Cross Regulation	dual output only		±5.0% typ.

**Tolerance Envelope**



**PROTECTIONS**

Parameter	Type		Value
Short Circuit Protection (SCP)	below 100mΩ, "/P" suffix		continuous
Isolation Voltage <sup>(5)</sup>	I/P to O/P	standard part	tested for 1 second rated for 1 minute 3kVDC 1.5kVAC
		"/H" suffix	tested for 1 second rated for 1 minute 4kVDC 1.8kVAC
Isolation Resistance			10GΩ min.
Isolation Capacitance			120pF max.
Leakage Current			0.3μA max.
Insulation Grade			functional

**Notes:**

Note5: For repeat Hi-Pot testing, reduce the time and/or the test voltage

Note6: An input fuse is required if the mains supply is not over-current protected. Recommended fuse: T1A slow blow type

**ENVIRONMENTAL**

Parameter	Condition	Value
Operating Temperature Range	full load @ natural convection 0.1m/s (see graph)	-40°C to +80°C
Maximum Case Temperature		+110°C
Temperature Coefficient		±0.01%/K
Thermal Impedance	0.1m/s, horizontal	46K/W
Operating Altitude		2000m
Operating Humidity	non-condensing	5% - 95% RH

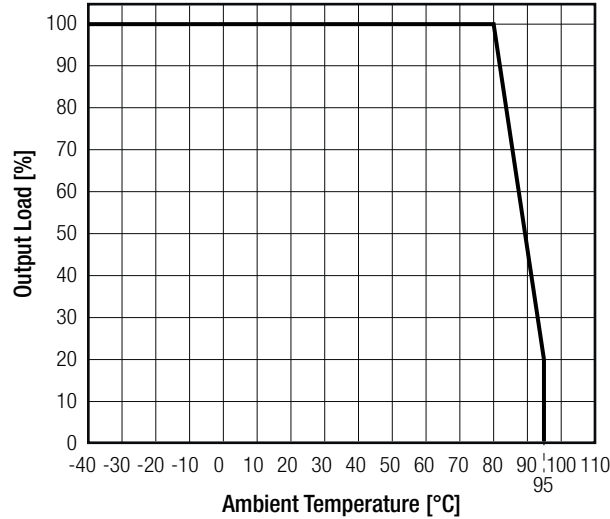
continued on next page

**Specifications** (measured @ Ta= 25°C, nom. Vin, full load and after warm-up unless otherwise stated)

Parameter	Condition		Value
MTBF	according to MIL-HDBK-217F, G.B.	+25°C +80°C	18300 x 10 <sup>3</sup> hours 8070 x 10 <sup>3</sup> hours

**Derating Graph**

(@ Chamber and natural convection 0.1 m/s)



**SAFETY AND CERTIFICATIONS**

Certificate Type (Safety)	Report / File Number	Standard
Audio/video, information and communication technology equipment. Safety requirements	pending	EN62368-1
RoHs 2+		RoHs 10/10, 2011/65/EU + AM2015/863

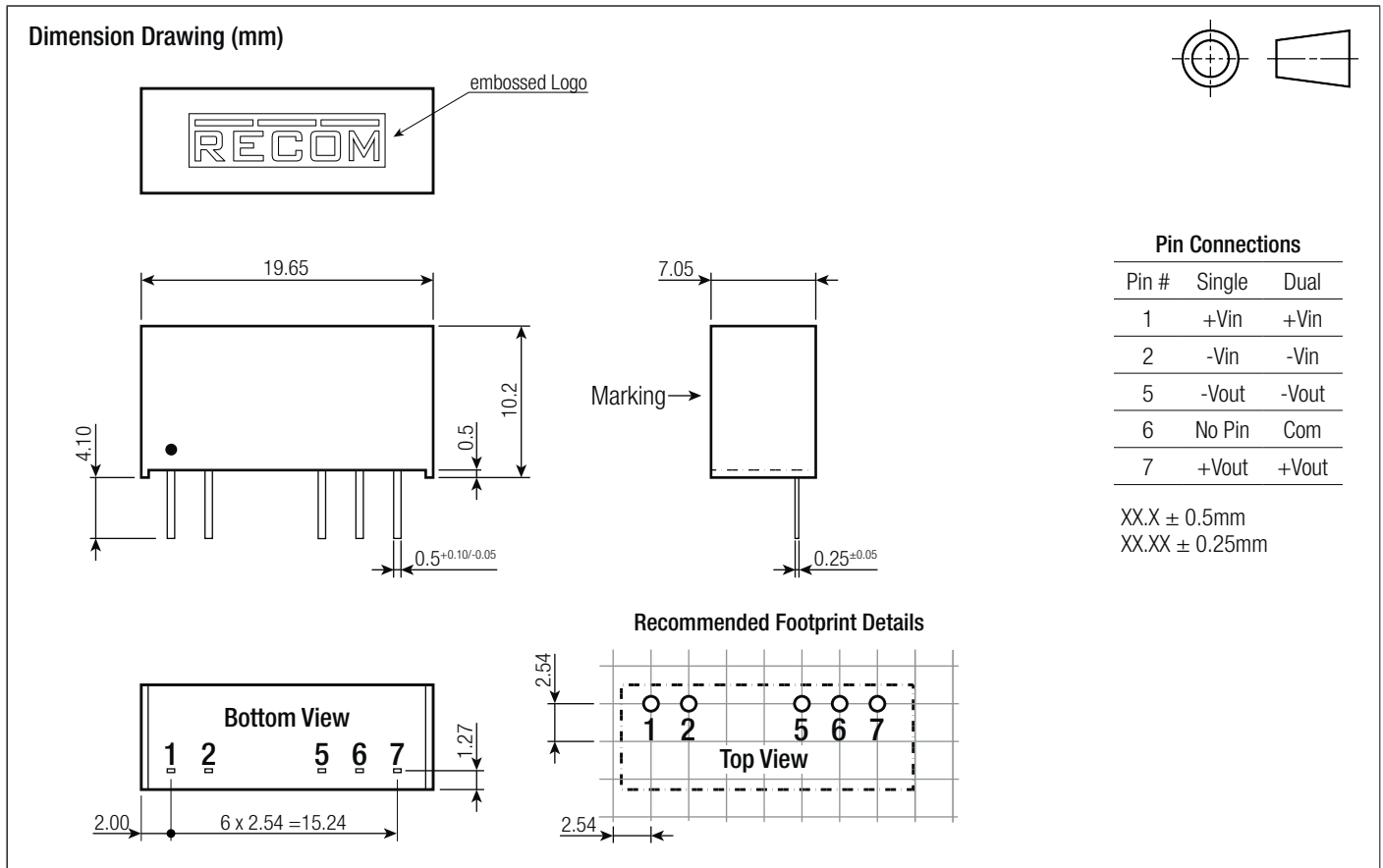
EMC Compliance	Condition	Standard / Criterion
Electromagnetic compatibility of multimedia equipment – Emission Requirements	pending; with external filter	EN55032, Class A EN55032, Class B
Information technology equipment - Radio disturbance characteristics - Limits and methods of measurement	pending	EN55024

**DIMENSION and PHYSICAL CHARACTERISTICS**

Parameter	Type	Value
Material	case potting	black plastic, (UL94V-0) epoxy, (UL94V-0)
Dimension (LxWxH)		19.65 x 7.05 x 10.20mm
Weight		2.8g typ.

continued on next page

**Specifications** (measured @ Ta= 25°C, nom. Vin, full load and after warm-up unless otherwise stated)



**Pin Connections**

Pin #	Single	Dual
1	+Vin	+Vin
2	-Vin	-Vin
5	-Vout	-Vout
6	No Pin	Com
7	+Vout	+Vout

XX.X ± 0.5mm  
XX.XX ± 0.25mm

**PACKAGING INFORMATION**

Parameter	Type	Value
Packaging Dimension (LxWxH)	tube	520.0 x 16.0 x 9.0mm
Packaging Quantity	tube	25pcs
Storage Temperature Range		-55°C to +125°C
Storage Humidity		5% to 95% RH

The product information and specifications may be subject to changes even without prior written notice. The product has been designed for various applications; its suitability lies in the responsibility of each customer. The products are not authorized for use in safety-critical applications without RECOM's explicit written consent. A safety-critical application is an application where a failure may reasonably be expected to endanger or cause loss of life, inflict bodily harm or damage property. The applicant shall indemnify and hold harmless RECOM, its affiliated companies and its representatives against any damage claims in connection with the unauthorized use of RECOM products in such safety-critical applications.