

Specifications (measured @ Ta= 25°C, nom. Vin, full load and after warm-up unless otherwise stated)

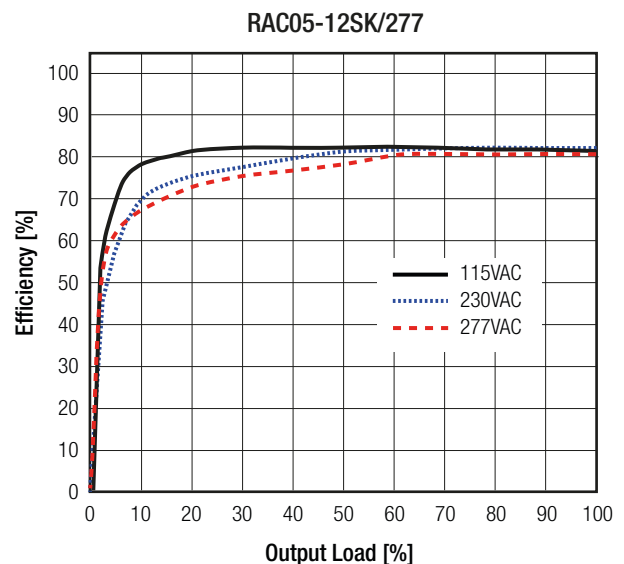
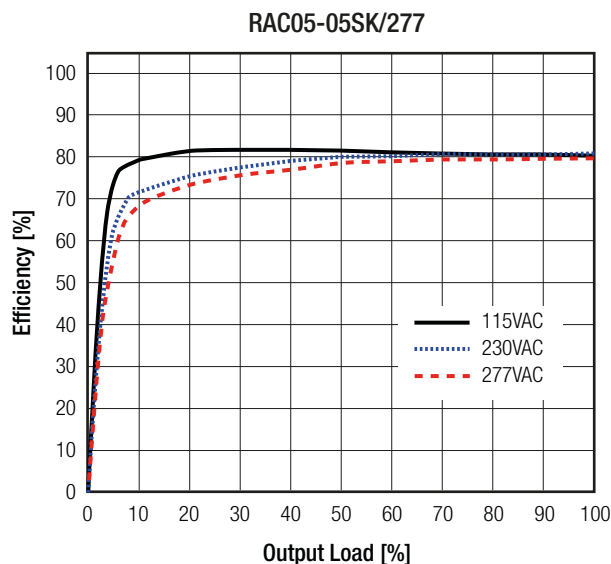
BASIC CHARACTERISTICS

Parameter	Condition		Min.	Typ.	Max.
Internal Input Filter			Pi type		
Input Voltage Range ^(4,5)	nom. Vin= 277VAC		85VAC 120VDC	277VAC	305VAC 430VDC
Input Current	115VAC 230VAC 277VAC				150mA 100mA 75mA
Inrush Current	cold start at +25°C	115VAC 230VAC 277VAC			15A 30A 35A
No Load Power Consumption					100mW
Input Frequency Range			47Hz		63Hz
ErP Lot 6 Standby Mode Conformity (Output Load Capability)	Input Power=	0.5W 1.0W			0.34W 0.70W
Minimum Load			0%		
Power Factor	115VAC 230VAC 277VAC		0.60 0.45 0.40		
Start-up Time				20ms	
Rise Time				10ms	
Hold-up Time	115VAC 230VAC 277VAC			20ms 60ms 80ms	
Internal Operating Frequency	100% load at nominal Vin			130kHz	
Output Ripple and Noise ⁽⁶⁾	20MHz BW	3.3, 5Vout others		60mVp-p 1% of Vout	

Notes:

- Note4: The products were submitted for safety files at AC-Input operation
- Note5: Refer to line derating graph on page 4
- Note6: Measurements are made with a 1.0µF MLCC across output (low ESR)

Efficiency vs. Load

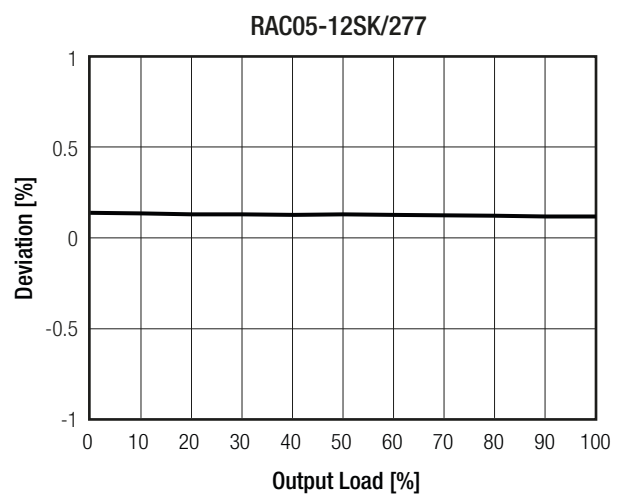
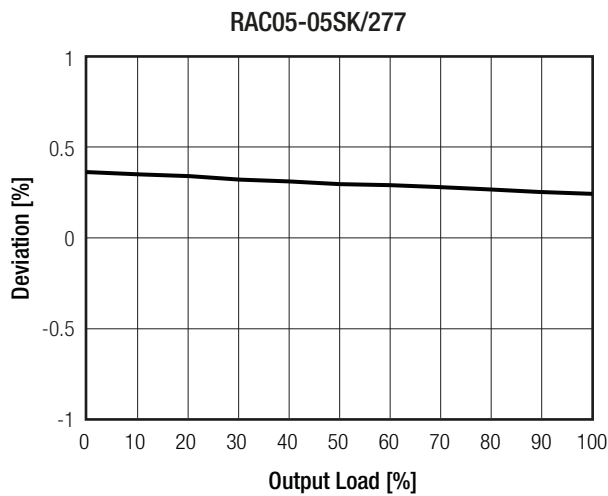


Specifications (measured @ Ta= 25°C, nom. Vin, full load and after warm-up unless otherwise stated)

REGULATIONS		
Parameter	Condition	Value
Output Accuracy		±1.0% max.
Line Regulation	low line to high line, full load	±0.5% typ.
Load Regulation	10% to 100% load	1.0% typ.
Transient Response	25% load step change	4.0% max.
	recovery time	500µs typ.

Deviation vs. Load

(at 115VAC, 230VAC, 277VAC)



PROTECTIONS			
Parameter	Type	Value	
Input Fuse ⁽⁷⁾	internal	T1A, slow blow	
Short Circuit Protection (SCP)	below 100mΩ	hiccup, automatic restart	
Over Voltage Protection (OVP)		125% - 195%, hiccup mode	
Over Voltage Category		OVCII	
Over Current Protection (OCP)		125% - 195%, hiccup mode	
Isolation Voltage ⁽⁸⁾	I/P to O/P	tested for 1 minute	3kVAC
		tested for 10 seconds	4kVAC
Isolation Resistance	Isolation Voltage 500VDC	1GΩ min.	
Isolation Capacitance		100pF max.	
Insulation Grade		reinforced	
Leakage Current		0.25mA max.	

Notes:

Note7: Refer to local wiring regulations if input over-current protection is also required

Note8: For repeat Hi-Pot testing, reduce the time and/or the test voltage

ENVIRONMENTAL			
Parameter	Condition	Value	
Operating Temperature Range	@ natural convection 0.1m/s	full load	-40°C to +70°C
		refer to derating graph	-40°C to +85°C
Maximum Case Temperature		+95°C	

continued on next page

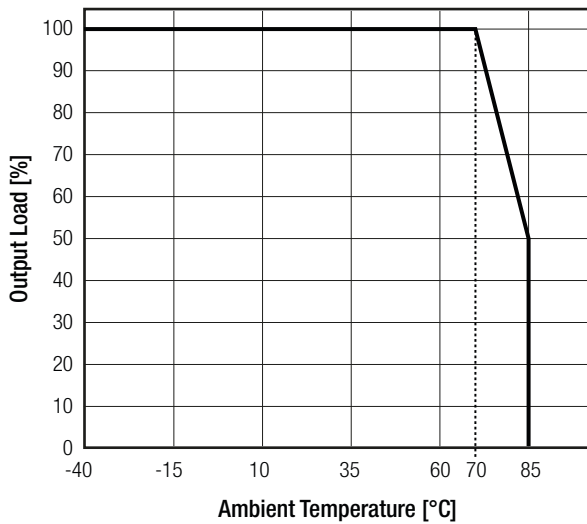
Specifications (measured @ Ta= 25°C, nom. Vin, full load and after warm-up unless otherwise stated)

ENVIRONMENTAL

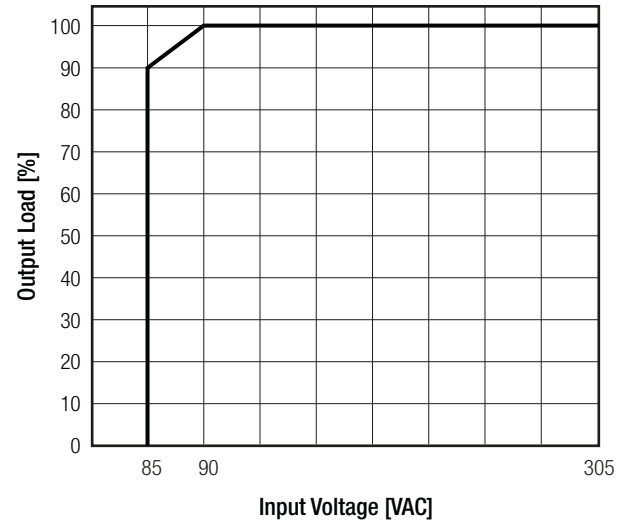
Parameter	Condition		Value
Temperature Coefficient			0.05%/K
Operating Altitude			3000m
Operating Humidity	non-condensing		5% - 95% RH max.
Pollution Degree			PD2
Vibration	according to MIL-STD-202G		10-500Hz, 2G 10min./1cycle, period 60min. each along x,y,z axes
MTBF	according to MIL-HDBK-217F, G.B.	+25°C	>450 x 10 ³ hours
Design Lifetime	230VAC	+25°C	105 x 10 ³ hours
		+70°C	23 x 10 ³ hours
	277VAC	+25°C	105 x 10 ³ hours
		+70°C	18 x 10 ³ hours

Derating Graph

(@ Chamber and natural convection 0.1m/s)



Line Derating



SAFETY AND CERTIFICATIONS

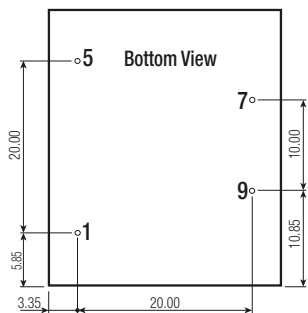
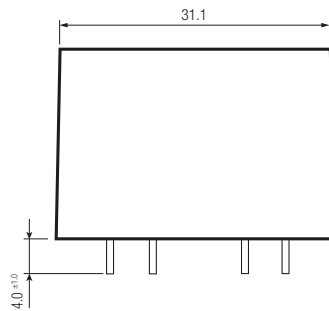
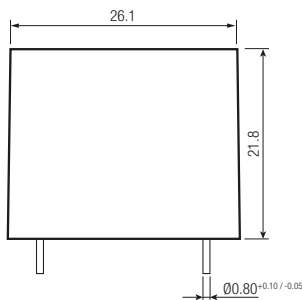
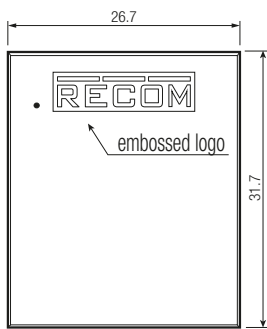
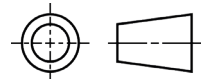
Certificate Type (Safety)	Report / File Number	Standard
Audio/Video, information and communication technology equipment - Part1: Safety requirements	pending	IEC62368-1:2014 2nd Edition EN62368-1:2014 + A11:2017
Audio/Video, information and communication technology equipment - Part1: Safety requirements	pending	UL62368-1, 2nd Edition, 2014-12-01 CAN/CSA-C22.2 No. 62368-1-14, 2nd Edition, 2014-12
Household and similar electrical appliances – Safety – Part 1: General requirements	pending	IEC60335-1:2010 + C1:2016 5th Edition EN60335-1:2012 + A11:2014
Measurement methods for electromagnetic fields of household appliances and similar apparatus with regard to human exposure	pending	EN62233:2008
RoHS 2		RoHS-2011/65/EU + AM-2015/863

Specifications (measured @ Ta= 25°C, nom. Vin, full load and after warm-up unless otherwise stated)

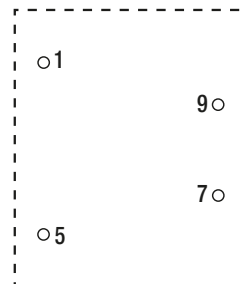
DIMENSION AND PHYSICAL CHARACTERISTICS

Parameter	Type	Value
Material	case	plastic, (UL94V-0)
	potting	silicone, (UL94V-0)
	PCB	FR4, (UL94V-0)
	baseplate	plastic, (UL94V-0)
Dimension (LxWxH)	THT/wired	31.7 x 26.7 x 21.8mm
Weight	THT	31.5g typ.
	wired	37.0g typ.

Dimension Drawing Single (mm)



Recommended Footprint Details



Pin Connections

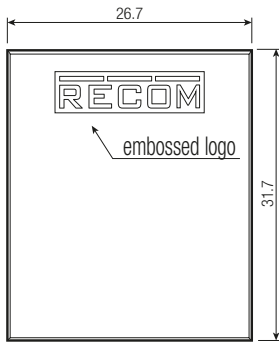
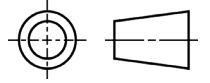
Pin #	Single
1	VAC in (N)
5	VAC in (L)
7	+Vout
9	-Vout

Tolerance: xx.x= ±0.5mm
xx.xx= ±0.25mm

continued on next page

Specifications (measured @ Ta= 25°C, nom. Vin, full load and after warm-up unless otherwise stated)

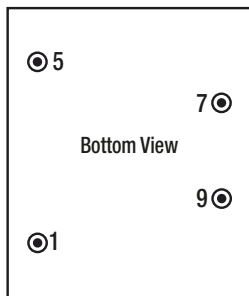
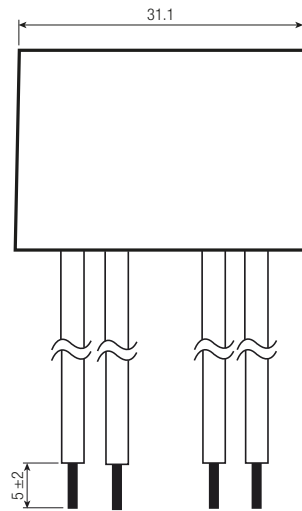
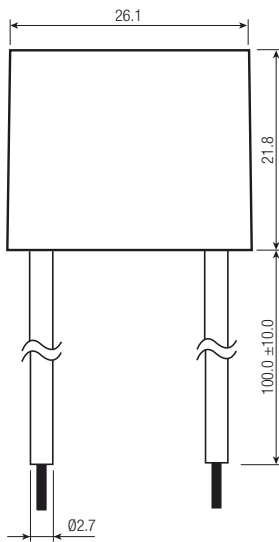
Dimension Drawing Single Wired (mm)



Wired information

#	Function	Wire color	Type	AWG
1	VAC in (N)	blue	UL-1015	18
5	VAC in (L)	brown	UL-1015	18
7	+Vout	red	UL-1015	18
9	-Vout	black	UL-1015	18

Tolerance: xx.x= ±0.5mm
xx.xx= ±0.25mm



PACKAGING INFORMATION

Parameter	Type		Value
	THT wired	tube tray	
Packaging Dimension (LxWxH)			466.0 x 29.3 x 30.4mm 478.0 x 46.0 x 198.0mm
Packaging Quantity	THT wired		12pcs 20pcs
Storage Temperature Range			-40°C to +85°C
Storage Humidity	non-condensing		20% to 90% RH max.

The product information and specifications may be subject to changes even without prior written notice. The product has been designed for various applications; its suitability lies in the responsibility of each customer. The products are not authorized for use in safety-critical applications without RECOM's explicit written consent. A safety-critical application is an application where a failure may reasonably be expected to endanger or cause loss of life, inflict bodily harm or damage property. The applicant shall indemnify and hold harmless RECOM, its affiliated companies and its representatives against any damage claims in connection with the unauthorized use of RECOM products in such safety-critical applications.